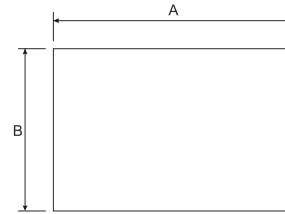
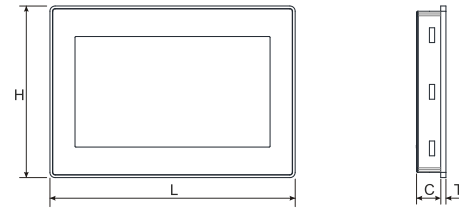




eX2xx

Installation guide
 Installationsanleitung
 Notice d'installation
 Guía de instalación
 Guida di installazione

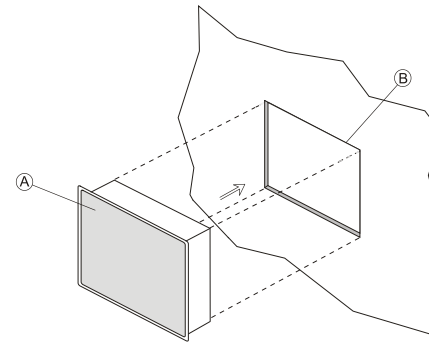
1 DIMENSION-CUT OUT/ ABMESSUNGEN-EINBAUausschnitt / DIMENSION-DECOUPE/ DIMENSIONES-SECCION/ DIMENSIONI-FORATURE



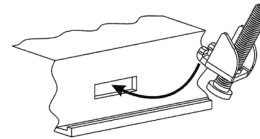
MODEL	C	H	L	T
eX205	29mm/01.14"	107mm/04.21"	147mm/05.78"	8mm/00.32"
eX207	29mm/01.14"	147mm/05.79"	187mm/07.36"	8mm/00.32"
eX210	29mm/01.14"	197mm/07.75"	282mm/11.10"	8mm/00.32"
eX215	35mm/01.38"	267mm/10.51"	422mm/16.62"	10mm/00.39"

MODEL	A	B
eX205	136mm/05.35"	96mm/3.78"
eX207	176mm/06.93"	136mm/5.35"
eX210	271mm/10.66"	186mm/7.32"
eX215	411mm/16.18"	256mm/10.00"

2 FIXING BRACKET/ BEFESTIGUNG/ MONTER ET SERRER LES ÉTRIERS/ PIEZAS DE SUJECCIÓN/ FISSAGGIO SUPPORTI

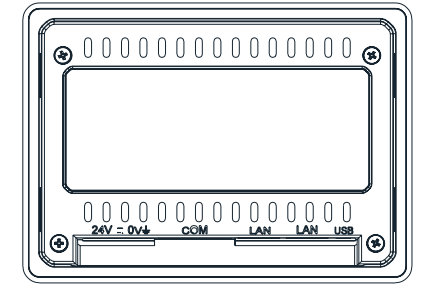
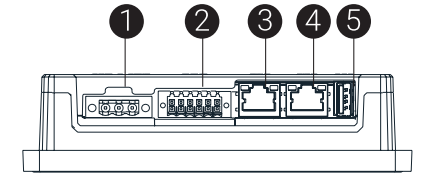


A. eX2xx WEB HMI
 B. Installation cut-out/ Einbausschnitt/ Decoupe de montage/ Seccion para montaje /Foratura per il montaggio



Tightening torque: 75 Ncm
 Anzugsdrehmoment: 75 Ncm
 Couple de serrage: 75 Ncm
 Par de apriete: 75 Ncm
 Coppia di serraggio: 75 Ncm

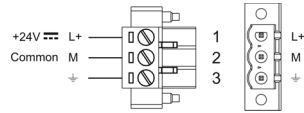
3 REAR VIEW/ RÜCKANSICHT/ FACE ARRIERE/ VISTA POSTERIOR/ VISTA POSTERIORE



1. Power Supply
2. Serial port/CAN port
3. Ethernet port
4. Ethernet port
5. USB port (vers. 2.0-1.1)

4 POWER SUPPLY/ SPANNUNGSVERSORGUNG/ ALIMENTATIO/ ALIMENTACION DE CORRIENTE/ ALIMENTAZIONE

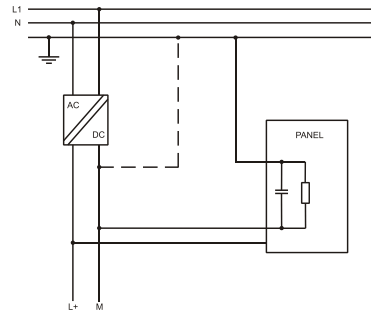
Extra low voltage power supply / Limited power source
 Kleinspannung Stromversorgung / Limitierte Stromquelle.
 Alimentation de voltage extra bas / tension d'alimentation limitée.
 Fuente de alimentación de extra baja tensión / Tensión limitada.
 Alimentatore a bassissima tensione di sicurezza / sorgente di potenza limitata.



DC Power Connector - AWG24 wire size - R/C Terminal Blocks (XCFR2), Female pitch 5.08mm, torque 4.5 lb-in (50Ncm)
 DC Spannungsklemme - AWG24 Drahtstärke - R/C Terminal Block (XCFR2), weibloch Teilung 5.08mm, Drehmoment 4.5 lb-in (50Ncm)
 Alimentateur DC - AWG24 taille de fil - Blockages terminales R/C (XCFR2), terrain Femme 5.08mm, couple 4.5 lb-in (50Ncm)
 Conector de alimentación - AWG24 tamaño del cable - R/C Regleta de Tornillos (XCFR2), el tono femenino 5.08mm, par de apriete 4.5 lb-in (50Ncm)
 Connettore di alimentazione - dimensione cavi AWG24 - R/C morsetti (XCFR2), femmina passo 5.08mm, coppia 4.5 lb-in (50 Ncm)

Don't open the panel rear cover when the power supply is applied.
 Das Bediengerät nicht unter Spannung öffnen.
 N'ouvrez pas le couvercle arrière avec le pupitre sous tension.
 No abra la parte posterior del terminal cuando esté conectado a tensión.
 Non aprire l'involucro dei pannelli quando sono alimentati.

The unit must always be grounded to earth. Earth connection will have to be done using either the screw or the faston terminal located near the power supply terminal block. Also connect to ground the terminal 3 on the power supply terminal block.
 Das Gerät muss immer geerdet werden. Erdungsanschluss muss getan werden, entweder mit der Schraube oder die faston Terminal in der Nähe der Stromversorgung Klemmenblock. Schließen Sie auch das Terminal 3 an der Stromversorgung Klemmenblock zu erden.
 L'appareil doit toujours être mis à la terre. Prise de terre devra être fait en utilisant soit la vis ou la borne faston situé à proximité du bornier d'alimentation. Connectez également à la terre la borne 3 sur le bornier d'alimentation.
 La unidad debe estar siempre conectado a tierra. Toma de tierra tendrá que ser hecho utilizando el tornillo o el terminal faston ubicada cerca del bloque de terminales de alimentación. También conecte a tierra el terminal 3 en el bloque de terminales de alimentación.
 L'unità deve essere sempre collegata a terra. Il collegamento a terra dovrà essere effettuato utilizzando la vite o il terminale faston situato vicino al blocco terminale di alimentazione. Collegare a terra anche il terminale 3 sul morsetto di alimentazione.



Ensure that the power supply has enough power capacity for the operation of the equipment.
 Stellen Sie sicher, dass die Spannungsversorgung genügend Leistungskapazität für den Betrieb des Gerätes aufweist.
 Assurez vous que votre alimentation possède suffisamment de puissance pour le pupitre.
 Asegúrese que la fuente de alimentación tiene suficiente capacidad para operar con el equipo.
 Verificare che l'alimentatore sia in grado di erogare la potenza necessaria per il corretto funzionamento dell'apparecchiatura.

5 TECHNICAL DATA / TECHNISCHE DATEN/ DONNÉES TECHNIQUES/ DATOS TÉCNICOS/ DATI TECNICI

System Resources	
Display - Colors	5" - 16.7 M
Resolution	800x480
Brightness	400 Cd/m ² typ.
Dimming	Yes
Touchscreen	Projected Capacitive - Multitouch
CPU	64-bit RISC quad core - 1.6GHz
Operating System	Linux
Flash	4 GB
RAM	2 GB
FRAM	64 KB
Real Time Clock, RTC Back-up	Yes
Interface	
Ethernet port	2 (10/100 Mbit)
USB port	1 (Host v. 2.0, max. 500 mA)
Serial port	1 (RS-232, RS-485, RS-422, software configurable)
CAN port	1 (Isolated)
Buzzer	Yes
Indicator Light	1 (RGB LED)
Ratings	
Power supply	24 Vdc (9 to 32 Vdc)
Current Consumption	0.35A Max. at 24 Vdc, Class 2
Input Protection	Automatic
Battery	Yes (Supercapacitor)
Environment Conditions	
Operating Temperature	-20°C to +55°C (vertical installation)
Storage Temperature	-30°C to +70°C
Operating / Storage Humidity	5-85% RH, non condensing
Protection Class	IP66 (front), IP20 (rear)
Weight	0.5 Kg

eX207

System Resources	
Display - Colors	7" - 16.7M
Resolution	1024x600
Brightness	400 Cd/m ² typ.
Dimming	Yes
Touchscreen	Projected Capacitive - Multitouch
CPU	64-bit RISC quad core - 1.6GHz
Operating System	Linux
Flash	4 GB
RAM	2 GB
FRAM	64 KB
Real Time Clock, RTC Back-up	Yes
Interface	
Ethernet port	2 (10/100 Mbit)
USB port	1 (Host v. 2.0, max. 500 mA)
Serial port	1 (RS-232, RS-485, RS-422, software configurable)
CAN port	1 (Isolated)
Buzzer	Yes
Indicator Light	1 (RGB LED)
Ratings	
Power supply	24 Vdc (9 to 32 Vdc)
Current Consumption	0.4A Max. at 24 Vdc, Class 2
Input Protection	Automatic
Battery	Yes (Supercapacitor)
Environment Conditions	
Operating Temperature	-20°C to +55°C (vertical installation)
Storage Temperature	-30°C to +70°C
Operating / Storage Humidity	5-85% RH, non condensing
Protection Class	IP66 (front), IP20 (rear)
Weight	0.7 Kg

eX210

System Resources	
Display - Colors	10.1" - 16.7M
Resolution	1280x800
Brightness	400 Cd/m ² typ.
Dimming	Yes
Touchscreen	Projected Capacitive, Multitouch
CPU	64-bit RISC quad core - 1.6 GHz
Operating System	Linux
Flash	4 GB
RAM	2 GB
FRAM	64 KB
Real Time Clock, RTC Back-up	Yes
Interface	
Ethernet port	2 (10/100 Mbit)
USB port	1 (Host v. 2.0, max. 500 mA)
Serial port	1 (RS-232, RS-485, RS-422, software configurable)
CAN port	1 (Isolated)
Buzzer	Yes
Indicator Light	1 (RGB LED)
Ratings	
Power supply	24 Vdc (9 to 32 Vdc)
Current Consumption	0.5A Max. at 24 Vdc, Class 2
Input Protection	Automatic
Battery	Yes (Supercapacitor)
Environment Conditions	
Operating Temperature	-20°C to +55°C (vertical installation)
Storage Temperature	-30°C to +70°C
Operating / Storage Humidity	5-85% RH, non condensing
Protection Class	IP66 (front), IP20 (rear)
Weight	1.3 Kg

eX215

System Resources	
Display - Colors	15.6" - 16.7M
Resolution	1920X1080
Brightness	350 Cd/m ² typ.
Dimming	Yes
Touchscreen	Projected Capacitive - Multitouch
CPU	64-bit RISC quad core - 1.6GHz
Operating System	Linux
Flash	4 GB
RAM	2 GB
FRAM	64 KB
Real Time Clock, RTC Back-up	Yes
Interface	
Ethernet port	2 (10/100 Mbit)
USB port	1 (Host v. 2.0, max. 500 mA)
Serial port	1 (RS-232, RS-485, RS-422, software configurable)
CAN port	1 (Isolated)
Buzzer	Yes
Indicator Light	1 (RGB LED)
Ratings	
Power supply	24 Vdc (9 to 32 Vdc)
Current Consumption	0.75A Max. at 24 Vdc, Class 2
Input Protection	Automatic
Battery	Yes (Supercapacitor)
Environment Conditions	
Operating Temperature	-20°C to +55°C (vertical installation)
Storage Temperature	-30°C to +70°C
Operating / Storage Humidity	5-85% RH, non condensing
Protection Class	IP66 (front), IP20 (rear)
Weight	3.2 Kg



This device cannot be disposed of as a domestic waste but according to WEEE European Directive 2012/19/EU
 Dieses Gerät darf nicht als Hausmüll entsorgt werden, sondern gemäß der WEEE-Richtlinie 2012/19/EU
 Cet appareil ne peut pas être éliminé en tant que déchet domestique, mais conformément à la directive européenne DEEE 2012/19/UE
 Este dispositivo no se puede tirar como un desecho doméstico, pero de acuerdo con la Directiva Europea RAEE 2012/19/UE
 Questo dispositivo non può essere smaltito come rifiuto domestico ma secondo la Direttiva Europea RAEE 2012/19/UE



The products have been designed for use in an industrial environment in compliance with the 2014/30/EU directive / Diese Produkte wurden für die industrielle Nutzung hergestellt. Ihr Betrieb erfüllt die folgenden Bestimmungen 2014/30/EU / Ces pupitres ont été conçus pour utilisation dans un environnement industriel. Ils répondent aux normes 2014/30/UE / Estos productos están diseñados para su instalación en ambientes industriales cumpliendo con las norma 2014/30/UE / I prodotti sono stati progettati per l'impiego in ambiente industriale in conformità alla direttiva 2014/30/UE

The products have been designed in compliance with:
 Die Produkte wurden konform den geltenden Normen und Standards erstellt:
 Les produits ont été conçus en conformité aux normes:
 El producto ha sido diseñado en conformidad con:
 I prodotti sono stati progettati in conformità alle norme:

EN 61000-6-4

EN 61000-6-2

Reproduction of the contents of this copyrighted document, in whole or part, without written permission of Exor International S.p.A., is prohibited.

Dieses Dokument ist urheberrechtlich geschützt. Das vervielfältigen in Auszügen oder im Ganzen darf nicht ohne die schriftliche Zustimmung von Exor International S. p. A. vorgenommen werden.

Il est interdit de reproduire ou transmettre tout ou partie de ce manuel, a quelques fins que ce soit, sans l'autorisation expresse de Exor International S.p.A.

Se prohíbe la reproducción de cualquier parte de éste manual sin el permiso escrito de Exor International S.p.A.

Nessuna parte di questo manuale può essere riprodotta senza il preventivo permesso scritto di Exor International S.p.A.

User Manual available on/ Benutzerhandbuch verfügbar auf/ Manuel de l'utilisateur disponible sur/ Manual de usuario disponible/ Manuale utente disponibile su:
www.exorint.com

MANEX2xxU50 V.1.00 05.02.2024

©2024 Exor International S.p.A.
 Exor International S.p.A. - San Giovanni Lupatoto VR, Italy
www.exorint.com